







Selector

Indication	Selector*	Mattress
Complex (E.g Palliative Care)		Series5 Lateral tilt mattress
	 	Series6 Specialist hybrid mattress
Category 3 & 4		Series3 Auto Alternating air mattress
Category 1 & 2		Series4 Non-powered hybrid mattress
Very High risk		Air Overlay Alternating air overlay mattress
High risk		Series1 High risk mattress

*With clinical assessment.

*Support surface assessment requires holistic assessment and cannot be decided on risk assessment score alone (EPUAP 2015).