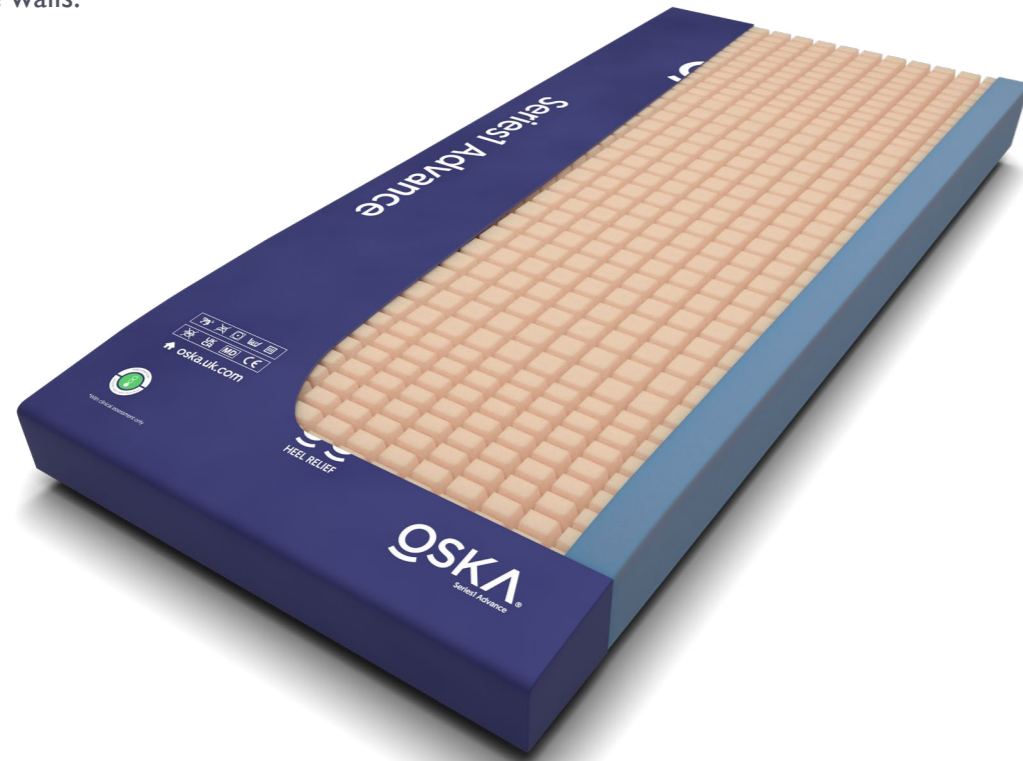




Series1 Advance

Castellated foam pressure care mattress with heel slope & side walls.



Features

- Castellated foam
- ToughWeld seams & V-Guard Technology
- Firm side wall support
- Vapour permeable cover
- Heel relief slope
- 4 way stretch covers

Specifications

Prevention	High / Very High Risk*
Max. user weight	240kg / 38st
Max. User Weight (120cm wide mattress)	318kg / 50st

Mattress size

88 x 198 x 15cm	PR13-054
105 x 198 x 15cm	PR13-055
120 x 198 x 15cm	PR13-066

Order Code

*With clinical assessment. Support surface selection requires holistic patient assessment & cannot be decided on risk assessment score alone (EPUAP 2015).

[VIEW MORE](#)




Series1 Advance

Castellated foam pressure care mattress with heel slope & side walls.

The Series1 Advance has been upgraded to offer a heel relief slope at the foot end to protect vulnerable heels & enhanced higher specification castellated foam for greater immersion & envelopment, therefore improving pressure redistribution.


ToughWeld & V-Guard Technology

Strong, pliable mattress cover stands up to the rigorous cleaning demands of healthcare environments. OSKA's unique ToughWeld seams prevent ingress of bodily fluids into the mattress.



Protect vulnerable heels

The heel relief slope is designed with a decline at the foot end to assist in the prevention of heel pressure ulcers. The smaller castellated cubes of the heel relief slope have been designed to reduce the effects of shear & friction.



Patient stability and safety

The reinforced outer edge of the mattress supports patients sitting on the edge of the mattress during ingress and egress from the bed.



Castellated Foam

The high-grade castellated pressure relieving foam cubes react independently to conform to the patient/resident's body to support their weight & for greater immersion & envelopment, improving pressure redistribution.

